

MhouseKit WU2

Latest solution for swing gates:
extra thin, mounted under the gate leaf for maximum space savings

H₂O Resistant



Kit for automation of a residential two-leaf gate, each leaf measuring up to 1.8m in width and weighing up to 200kg for leaf

The very reduced height of the motor (73.5mm) allows it to be installed between the gate leaf and the ground. By partially burying the motor, the total clearance required is only 60mm!

Also available in the StartKit version, complete with two WU1 motors, two straight WUA arms, a CL2 control unit and a TX4 transmitter



Easy installation with the Mhouse

ECSBus system: only two wires are required for polarity free connection of the main system components. The colour-coded terminals, each of which identifies a set, enable quick, error-proof connections. The aerial is integrated in the flashing light for greater protection. No welding is required for system installation

Noiseless and reliable: thick shock and water-resistant shell made of painted die-cast aluminium, mechanical parts made of metal, gearmotor mounted on bearings. Refined and discreet slotted arm

Convenience: operation during power failures guaranteed by the PR1 buffer batteries (optional) which are housed inside the control unit, and which can be connected using a convenient plug-in connector. Mhouse key-operated release device enables you to open and close the gate manually from the inside or outside

Maximum safety ensured by the low voltage connections and the automatic obstacle detection feature

External modular control unit: electronic board with integrated receiver and removable box to facilitate maintenance; transformer; compartment for PR1 buffer batteries (optional)

Control unit function selection:

2 speeds: slow for heavy gates, slow or fast for lighter gates
Automatic timed closing of the gate after each opening manoeuvre, or closing manoeuvre commanded only by the transmitter or key-operated selector switch.
New transmitters can also be fitted (those included in the kit are pre-memorized)


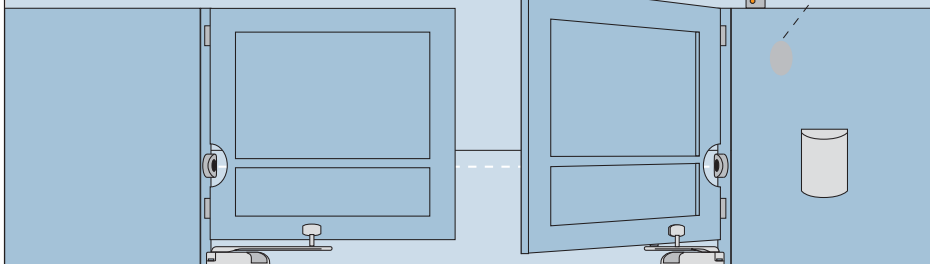
Transmitter function selection:

Partial opening of gate, to restrict passage to pedestrians and bicycles
Adjustment of pause time before the automatic closing starts
Adjustment of sensitivity to obstacles detected along the path of the gate before the movement is reversed

mhouse
4

Mhouse
Via Pezza Alta 13
31046 Oderzo TV Italia
Tel. +39 0422 202 109
Fax +39 0422 853 585
info@mhouse.biz
www.mhouse.biz

Installation



Connections

The gauges of the required power cables are specified on the technical literature (the length varies according to the installation layout)

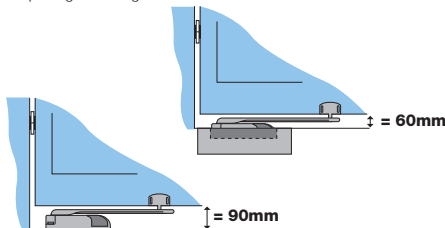
Verifications and setup

The gearmotor must be mounted above the ground using the foundation plate, with an 90mm clearance between the ground and the gate. Alternatively, it can be sunk partially by burying the formwork in the concrete, with a clearance of 60mm

Operating limits

Max weight of leaf (kg)	200
Max length of leaf (m)	1.8
Max opening angle	120°
Max no. of manoeuvres/day	50*
Operating temperature (°C)	-20 ÷ +50

*opening + closing



1 Make sure the motor fastened to the plate is either completely above or below ground

2 Attach the arm to the gate using the appropriate bracket; observe the dimensions shown in the instructions

3 Install and connect all the system elements

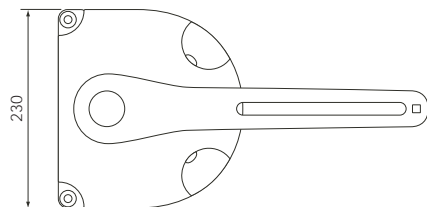
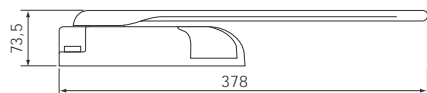
4 Connect the wires with the terminals to the control unit and start the automatic programming function

5 The system is ready to receive your commands!



Each Kit WU2 contains:

2 WU1 Electromechanical gearmotors. Three Mhouse release keys and foundation/mounting plate included.
2 WUA Straight slotted arms



2 TX4 433.92MHz 4 buttons variable code transmitters



1 PH1 Pair of wall-mounted autosynchronized photocells



1 KS1 Two-position (open/stop) key-operated selector switch with pair of metal keys



1 FL1 Adjustable flashing light with incorporated aerial



1 CL2 External control unit for control of two WU1 electromechanical gearmotors with integrated 433.92MHz variable code receiver



Accessories:

PT50 Two posts of 485mm high complete with a pair of premounted photocells
PT100 Two posts of 945mm high complete with two pairs of premounted photocells



PR1 24V buffer battery for emergency power supply

